

Radio Control Club of Detroit



The wind is our friend!

Gravity always wins!

Volume 60, Issue #2

Newsletter Date: July 2012

TOLEDO SHOW-2012 & A FIRE BREATHING DRAGON



Lions & Tigers & Bears...oh my!
Hmmm...well now, anybody can do that. How about our very own fire breathing dragon. Now, that's cool!

Thanks to the Fiberglass & Design Wizardry of Rick Hamel...dragons DO fly and DO breathe fire. Rick created over 64 molds to fabricate this masterpiece. It is a proven flier and can be found on YouTube.com. Search for Hamel or Fire Breathing Dragon. Search "Mythical Beast" on RCUniverse.

Continued on page 3



Hello fellow club members

Well the flying season is well underway and we have a full schedule of events lined up for our 60th anniversary. First off I would like to thank all the club members that showed up for our field cleanup/opening. Because of the great turnout we were able to get done what had to be done fairly quickly which gave us plenty of time to get some much needed flying in.

Watts over Wetzel was again an excellent event for the club thanks to Mike. The event did very well financially and also was a ton of fun.

Our Warbird, Scale, 2x2, Combat, and Four Stroke Rally for 2012 are now in the history books and the same can be said for all of them. They all were able to hold their own financially, and they all were a blast. I think that we are getting paid back for suffering through the lousy weather the last couple of years with great weather for our events so far this year (knock on wood).

Next up is our annual Big Bird fly in and hopefully our luck will hold for this one also.

See ya at the field
John

Officers:

- President: John McCormick
- Vice Pres: Peter Van Heusden
- Secretary: Noel Hunt
- Treasurer: Mike Pavlock
- Culinary: Jerry Laperriere
Rainell Veres
- Web Master: Noel Hunt
- Field: Jim Fitch
- Safety: Phil Laperriere
- NL Editor: Lou Tisch
- Club Wear: Herb Mills
- PR: Gordon Gibbons
- Membership: Willie McMath
Steve Surbaugh

Inside this issue:

Toledo Show 2012.....1
 Presidential Perspectives.....2
 Officers.....2
 Editors Edge of Reality.....2
 Toledo Show.....continued...3
 Spring Field Opening.....8
 RCCD Mini-Toledo.....10
 Model Airplane Show.....14
 Classified Ads.....17
 Classified Ads.....18
 Classified Ads.....19
 Coming Event Schedule.....20

Editor's Tiny Little Edge of Reality

We recently had three magazine articles published from our club activities. The first article is an Online Exclusive Feature on the AMA website. Search for RCCD/EAA Joint Fly In. This is a collaborative article by Noel Hunt, Rex Phelps and Lou Tisch about our 2010 Joint Fly In. It is published complete, as it was submitted, including over 50 photographs.



The second article is published in the Fall 2011 issue of High Flight Magazine (page 107), the quarterly publication of the International Miniature Aircraft Association (IMAA). This is the Chapter Report (Chapter 206) on our June 2011 RCCD Big Bird Fly.

The **3rd and most recent article**, written by Noel Hunt on our Club's Stick Build Project, was published in the June 2012 Issue of Model Aviation, the publication of our AMA. The article is on pages 38-41.

Holler if you have anything you'd like published in the newsletter from a quick tip to a full blown article.

Thanks all, Lou Tisch

Link to online AMA article: <http://www.modelaviation.com/ea2010flyin>

Toledo Show-2012-continued



BANSHEE by John Eggert
Maumee, Ohio



PENETRATOR by Chuck Winchester
Machesney, Illinois



ZAK FLOATER by Lawrence R. Latowski
Battle Creek, Michigan



CURTISS WRIGHT JR by Allen Mrock
Oxford, Michigan




V-TAIL SWALLOW by Andrew J. Latowski
Battle Creek, Michigan



PACER "C" by Tom Ryan
Upper Arlington, Ohio

Continued on page 4

Toledo Show-2012-continued



**SOPWITH CAMEL by Michael Gross
Mastic Beach, NY**



**NIEUPORT 17 by Steve Eagle
Wabash, Indiana**



**1/3 SCALE SOPWITH PUP by Rick Cawley
Fuquay, North Carolina**



**MIG 15 BIS by Rick Boyer
Fleetwood, Pennsylvania**



**F4U-1A CORSAIR by Gary Prince
North Canton, Ohio**

Continued on page 5

Toledo Show-2012-continued



**CANADAIR TUTOR CT-114 by Roy Maynard
Eden Prairie, Minnesota**



**RYAN STA SPECIAL by Rick Boyer
Fleetwood, Pennsylvania**



**H-9 BEAST by David Payne
Monticello, Illinois Great Nose Art**



**COMPARF 260 by John Bradley
Watkinsville, Georgia ...Nose Art-Alive & Well**



The paint job on this jet must be seen to be believed. The color shifts, depending upon your viewing angle, as you can see in these two shots.



**FUTURA JET by Blair Howkins
Caudon, Ontario, Canada**

Continued on page 6


Toledo Show-2012-continued



**1937 DART by Paul Wiegand
Rochester, New York**



**RYAN FIREBALL FR-1 by Hal Parenti
Westchester, Illinois**



**DE HAVILAND DH.2 by Robert J. Caso
Boyertown, Pennsylvania**



**USS VIRGO AE-30
By Tom Foller**



**DE HAVILAND CHIPMUNK DHC
by Michael Plot
Bronx, New York**

Continued on page 7

Toledo Show-2012-continued

The quality of the aircraft in competition is outstanding and we haven't even looked at the cars and boats. We'll take a look at some of those also if there's room. After filling up a memory stick with pictures, I made the obligatory trip through the booths with my shopping list. I picked up some bearings I needed, plenty of batteries from Batteries America, Fuel from Wildcat, jawed with the fella at Byron Fuels, picked up some spinners at Tru-Turn & an exhaust pipe for a muffler from B&B.

Now, a Toledo Trip is not complete without wandering through the swap shop area. Too much temptation. I finally found another Hanger 9 Edge 540 (78" ws) that's mostly ready to fly. I've since swapped out the MDS that came with it and dropped an OS 1.60FX in it's place. Also picked up a shoulder wing sport ship (84"ws) for a buddy and it's in great condition. As soon as he "gets his wings", he'll have this one in the air since he's already outfitted it with a new 120 4-stroke and Futaba gear. It should be a nice flier.



One for me, one for a friend

I had a chance to talk with Peter Goldsmith and Mike McConville at Horizon Hobbies and confirmed that I need to swap out a Spektrum AR500 receiver from one of my good planes and replace it with a receiver that's designed for larger models. The plane flew well but I have been "flirting with disaster" and figured I need to avoid the inevitable with what's considered a park flier receiver. It always pays to talk with the experts.



As a last walk through, there were several boats that must be mentioned. A great looking Thunderbolt Hydroplane by Dan Kramer of Delphos, Ohio with an incredible finish. There's also a beautiful Mahogany Runabout by Pio Santilli from Windsor, Ontario that's a real crowd stopper. There's so much more but so little space...oops, no more space. Be there next year.

Lou Tisch



Spring Field Opening

Let the digging begin!



I'd say that will give us good drainage!

Field work always goes easier when you have the proper tools or....know somebody who has the proper tools. Peter V's brother brought his ditch witch and the trenching job was afoot. We needed to set up drainage for the area directly in front of the enclosure which has been holding water and the resultant mud. Once the trench was dug and proper drainage angle established, the job of laying piping could commence. Perforated pipe was laid until we got beyond the enclosure area and then non-perforated piping could be used. Keith wrestled the unwieldy piping into place, praying that he wouldn't lose control to this constrictor and be dragged down into the trenching itself. Piping in place, and drainage confirmed, pea gravel was back filled around the piping and then covered with soil and leveled.



I need help with this snake!



Continued on page 9

Spring Field Opening (cont.)

Let's just stand here and watch.
I'd say they've got it under control.



This job is about finished.

Trench work completed, attention was turned other jobs at hand. The Winter enclosure walls were removed and stored while and a couple fellas were up on the roof sealing up some holes.



Food's on, let's eat!

The work crew moved on to the sidewalk leveling that was already in progress. Each of the patio blocks was removed, the ground leveled and the blocks set back into place.

All said and done, it was a great day of work with a lot accomplished. Let's Fly!

Lou Tisch

RCCD Mini-Toledo

What better way to celebrate the Toledo Show than with our own...RCCD Mini-Toledo. It's not a competition but merely a "look see" at what everyone has been working on this Winter in preparation for the flying season. We typically have a full house, just short of standing room only.

The rules are simple. All models must be unflown. How's that for simple? The models run the gamut from control line through kit bashed and ARFs. It's all in fun with coffee and donuts always close at hand. Let's just make a trip around the room and see what will be at the flying field this season.



Lou Tisch



**Noel Hunt-Starduster (scratch built)
70" ws, OS.91FS, Flaps & Tow Capable**



**Bruce Thoms-Brodak Flying Clown
Control Line with OS.15 for power**



**Bruce Thoms-Sig Akromaster
Control Line with 0.19 Diesel**



**John Bush-Pilot ARF 1936 Waco YKS-6
BL-2814 1100kvs**

Continued on page 11

RCCD Mini-Toledo (continued)



**John Bush-Dynam RTF Spitfire
805 kv w/40 amp ESC**



**Norbert Zielinski-All Star 60 (scratch built)
EP-500 ma Battery— 62" wingspan**



**Pete Mlinarcik-All Star 60 Project Prototype
70.5" wingspan—OS.60SF for power**



**Angelo Fabiilli-Trex 450
325mm wingspan**



**Dwayne Dyer-Pete-N-Poke Sport 40
1st kit build/cover-59.5"ws-EP46-4S-4000ma**



Chris Bonner-Park Zone Styker-Brushless

Continued on page 12

RCCD Mini-Toledo (continued)



**Alexandra Dobson-Sig Banshee "Tigress"
Control Line-49" wingspan-OS Max.40**



**Hank Lawson-CMP ARF Spitfire
54" wingspan-Magnum .70 FS-OnBoardGlow**



**Jim McCoul-Scratch Built EDF Wing
69 mm electric**



**Willie McMath-Tailwind (scratch built)
39" wingspan-HL SK4000 for power**



**Ernie Varilone-H9 Phoenix 7
62" wingspan-tuned pipe & retracts**



Dennis Trombley-Stinger 64 ARF EDF Sport Jet

Continued on page 13

RCCD Mini-Toledo (continued)



**Ken Sulkowski-GP P-40 Warhawk
39" wingspan-Elec. 500 watts, 11.1 volts**



**Keith Jones-1/10 Scale Combat Spitfire
BulletProofModels ARF-48" WS, OS.25FX**



**John McCormick-Slipstream SBach 342
88" wingspan-DLE55 w/smoke-IMAA Legal**



**Herb Mills-GP Extra 300s
64" wingspan-smoke system**



**Russ Hope-GP ARF Fokker DR-1
57" wingspan-OS.70**



**Lou Tisch-Kanke USA-CAP 232
74" wingspan-ST3000-Futaba Gear-Hitec Rx**

Model Airplane Show 2012



The Gibraltar Trade Center in Mt. Clemens was once again host to the RCCD Model Airplane Show. This is our chance to introduce more children and adults (merely big children) to the hobby of building and flying model airplanes. We primarily cater to the Radio Control enthusiast but we also have many Control Line, Free Flight and Rubber Band Model buildings

amongst us. If it has anything to do with model airplanes, we have members involved in it.

We had a booth area and banner set up for our IMAA Chapter. IMAA is a special interest group within modeling, primarily focused on BIG model airplanes. There were many airplanes in The Show whose owners also belong to IMAA and ... Big is Better seems to be the operative motto.

All the models at the Model Airplane Show are supplied/displayed by our members and many are in attendance to answer questions, supply help and “infect” others with the bug of this hobby. Judging by the amount of interest in our flight simulator, it’s abundantly clear that this hobby is growing.

We had several folks who are interested in learning to fly as a result of The Show and there were also several fellas who took this opportunity to bring in items to see if there was anyone in the club interested in buying. Oooooo, that’s a given, we’re all hobby junkies and can’t pass up a deal.



Under Paul’s helpful eye, one little girl is getting an introduction into Radio Control flying through RCCD’s Flight Simulator. This simulator provides the “flier” an interesting and realistic look into the World of R/C.

Continued on page 15

Model Airplane Show 2012 (continued)



Bruce Thoms instructing an up and coming pilot on the flight simulator with a typical R/C style transmitter.



Dennis Strom working with another one of the many "kids" on the flight simulator.



Willie McMath going through a fella's collection of vintage engines, one of Willie's many areas of interest.



Phil Laperriere swapping/swiping out the plug from Alexandra's C/L Tiger...busted!



Ken Sulkowski manning the club booth, selling raffle tickets and answering questions...hmmm, looks like someone wants raffle tickets.

Continued on page 16

Model Airplane Show 2012 (continued)



Hank Larson & George Dudek jawing about models and, of course, what to fly as soon as the weather improves enough to fly.



Jim McCoul & Dick Babish proudly watching over their models, ready to answer any & all questions



Dave Beigas watching from behind the models to help answer questions about the models and club.



A couple of the sport R/C models as well as the Orange C/L "Tiger" in the middle.



Gordon, George, Noel, Larry & Paul wind down from the show with a bit of coffee and talk.



Fokker D-VII (US-41) and der Jager (G-62) Bipes (by Balsa USA) are both WWI Giant Scale R/C Models (88 " wingspans) with gas engines.

Lou Tisch

Classified Section

Cessna Skylane

Built by Bill Hackett
Built from Hostetler Plans
Wingspan: 115"
Engine: Roto 70 V2 Twin
**Includes Power Supply &
Charger**
Phone: 586-209-6595
\$1500 obo **RTF**



Classified Section



**Ace R/C 4-40
Airframe
58" Wingspan
Includes 4 Servos
Flown w/ OS.52 FS
(OS not included)
\$75**



**Phaeton 40
Bipe w/ Fox.40
48.5" Wingspan
\$150**



**Thunder Bug
Balsa USA
Airframe
58.5" Wingspan
\$70**



**Swept Wing Stick
Airframe
60" Wingspan
\$95
Contact:
Lou Tisch
See Business Card
To the Right →**

Anchor Bay Models

(renamed from MALT Model Aircraft)

Mike Andros & Lou Tisch purchased Grant's Custom Aircraft out of St. Clair and relocated the operation to Lou's Shop in Clinton Township (see LSB card below). Currently, there are molds for 10 models, including: PBY Catalina (109" ws), Grumman Widgeon, Republic SeaBee (single & twin), Lake Buccaneer, Christen Eagle, several Mustangs, Pylon and fun-fly ships.

The 1st kit to introduce will be the SeaKing (Red plane shown below)

As operations progress, we will be presenting the model kits in succession. Keep your eyes open for the introduction of our first kit.

Thanks all, Lou & Mike

Full Scale Aircraft photos courtesy of aircraft websites



Duck Boats & Decoys

Lock Stock & Barrell, Inc.

123 Avery / Clinton Twp., MI 48036
Office (586) 790-2678 Shop (586) 465-0339

Lou Tisch
duckguylsb@juno.com

www.lockstockbarrell.com
www.eallendecoys.com

CONTROL LINE SUPPLY

Dealer for: Brodak & Black Hawk Models

FRANK CARLISLE -- c/l expert

Phone-(313)882-8349

e-mail- aircarlisle@comcast.net



18625 NINE MILE RD.
EASTPOINTE, MI 48021
Phone (586) 773-4237
Fax (586) 773-4323
E-Mail: epfiber@aol.com
Web: www.epfiber.com

DARLENE JAMROZ
President

JERRY LIVINGSTON
General Manager

Classified Section

RCCD Decals for Bumpers, Windows and Models



www.mikestickers.com


MADE IN U.S.A.

Finally, an easy way to dress up your vehicle & plane to identify you as a member of the Radio Control Club of Detroit...yes, that's a good thing.

Go to: www.MikeStickers.com and click on the RCCD Logo. This will take you to a page with the vinyl stickers along with ordering instructions. As well as stickers for your models & bumpers, you'll find the reverse sticker for the inside of your windows.

This is also the place that made the Pilot Stickers that were given out at the Christmas Party. Be sure to let MikeStickers know that you are a member of RCCD.

Lou Tisch



www.mikestickers.com

MADE IN U.S.A.



www.mikestickers.com

MADE IN U.S.A.

Specializing In . . .
Radio Control Models

Tel: (586) 757-7160
Tel: (586) 757-0854
Fax: (586) 754-4060



Prop Shop Hobbies
"Your Complete Model Shop"

WEB SITE

<http://www.prop-shop.com>

23326 Van Dyke
Warren, Michigan 48089

Quality Servo Extensions and Splitters
available from Keith Jones (586)-786-1474

**10% discount to RCCD members
PLUS 10% of member sales to the club**

Email: KAYDEEJAY9@YAHOO.COM

All Gold Plated Connectors

Qty	Heavy Duty JR or Futaba	Price	Ext price
	(22 gauge wire)	each	
	4" servo extensions	\$1.50	
	6" servo extensions	\$1.50	
	8" servo extensions	\$2.00	
	12" servo extensions	\$2.00	
	18" servo extensions	\$2.00	
	24" servo extensions	\$2.50	
	36" servo extensions	\$3.00	
	3"(total)"Y" splitters	\$3.00	
	6" (total)"Y" splitters	\$3.00	
	12" (total)"Y" splitters	\$4.00	
	12" battery wire	\$1.50	
	Discount	%	
	Shipping		
	Rev 1/10/10	TOTAL	



Just Plane Fun!
Visit our On - Line Store!

www.flightlinehobby.com

John Hoover - Owner

Phone: (248) 814-UFLY
8359

1192 S. Lapeer Road
Lake Orion, MI 48360

Toll Free: (877) 891-8359

flightlinehobby@yahoo.com

RADIO CONTROL CLUB OF DETROIT

Lou Tisch-Editor
36568 Boyce Drive
Clinton Township, MI 48035

Phone: 586-790-2678
Email: duckguylsb@juno.com



Gravity Always Wins !

We're on the web
www.rccd.org



Coming Events-2012

Club meetings the 1st & 3rd Thursday of the month.

August 11-12, 2012	Big Bird Fly In (MiniFest)
August 19, 2012	Open Combat
Sept. 8-9, 2012	Tom Brett Memorial Pattern Contest
Sept. 22, 2012	RCCD/EAA Ch.13 Joint Fly In
Oct. 6, 2012	Field Winter Prep
Dec. 11, 2012	Christmas Party

Please check the website for updates : www.RCCD.org

Come on down, the game is afoot!

