

Radio Control Club of Detroit



The wind is our friend

Gravity wins!

Volume 57: Issue 2

Newsletter Date April 2010

Officers:

- President: John McCormick
 - Vice Pres: Noel Hunt
 - Secretary: Peter Vanheusden
 - Treasurer: Mike Pavlock
 - Culinary: Rainel Veres
 - Web Master: Noel Hunt
 - Field: Larry Chaltron
 - Safety: Ray Wahl
 - Editor: Lou Tisch
 - Club Wear: John McCormick
 - PR: Gordon Gibbons
 - Membership: Willie McMath
- Steve Surbaugh

Meanderings !



**Balsa USA
J3-Cub**

Hmmmmmm, Swap Meets, Ebay, RCUniverse, Craigslist, Ground Schools...it's been a fun Winter.

Just about the time that weather gets in the way of flying, the Swap Meet Season begins and I am a confessed Swap Meet Junkie. I've sold a bunch and, of course, bought a few as well.

Inside this issue:

<i>Meanderings</i>	1
<i>The Presidential Podium...</i>	2
<i>The Editor's Edge.....</i>	2
<i>Announcements.....</i>	2
<i>Kid's Night-June 2009</i>	6
<i>Kid's Night-Aug. 2009</i>	8
<i>Fliers-Toledo-BragDay-EAA</i>	9
<i>Flier-WOW-Specs. & Flyers</i>	10-11
<i>Flier-Combat-May & August</i>	12-13
<i>Flier-Mini Toledo-April</i>	14
<i>Flier-CL-Tour d'Michigan</i>	15
<i>2010 Schedule of Events</i>	16
<i>TipsToolsGizmosGadgets</i>	16
<i>Classified Ads.....</i>	18
<i>Classified Ads</i>	19
<i>Schedule of Current Events</i>	20

Sometimes I buy to resell but most of the stuff I picked up this Swap Season is stuff that I will be flying. Last year I picked up a very cool Hawks Gee Bee (featured in the May 2009 newsletter-page 16) and found some unique "picks" this season as well. I locked onto a huge Extra 260 with a 3W-100 (very good condition), a Corben Baby Ace (Saito FA-120-twin plugs) as well as a Balsa USA 108" Piper Cub and a couple smaller J3 Cubs (Saito FA-56 & OS.55AX) as well. I'm currently flying an 80" Cub with an OS.70FS and it's been tons of fun and I'm looking forward to the Giant Cub. I really like the way a Cub handles, it's very predictable.



**3W-100i
in an
Extra 260**

I've replaced the Magnum XL.91FS in the BUSA Cub as it was a bit beat up.

The BUSA Cub is now outfitted with a new Saito FA-100 4-stroke & I'm checking through the entire airframe & gear to assure myself that everything is "up to snuff".

Continued on page 3

The Presidential Podium



Well Guys, here we go again. The weather is starting to improve and the flying season is just around the corner. It's time for the indoor flyers to give up their nice warm arena and get out to the field to do some real flying. Actually, the weather has been quite good on occasion, so the field has been pretty active already. Larry has been out making a list of things to do at our field cleanup day on April 24th, and hopefully we will have a good turnout of workers so that we can get the list taken care of early so as to still have some of the day left to fly.

As usual, Gordon Gibbons did another great job setting up the Mall Show this year which went as smooth as silk. I don't know if Gordon knows this or not but I believe that he has a job for life.

Our first two field events of the year, Brag day and Watts over Wetzel are coming up fast and will be here before we know it. We are anticipating another fun Brag Day and Watts over Wetzel is shaping up to step us up to the next level. Mike has been working hard on this event for the last 6 months and it looks like his hard work will pay off if we can get a little cooperation from Mother Nature.

Our club meetings have been going great lately with some large turnouts of members. There is some real work that has to be taken care of at the meetings, but I am trying my best to get the work done fast so that we can concentrate on the real reason that we belong to a model airplane club: Enjoying model aviation.

One business item that I will mention is that we have in place a proposal to update our constitution and bylaws. The vote on this will be held on May 6th. Although I believe that these changes will be transparent for the most part, I still think that since this is your club, it would be a good idea to make yourself heard on this proposal. I also would like to thank the members of the constitution committee for their hard work on drafting this proposal. They gave up quite a few evenings for the good of the club. The members of this committee are: Pete Mlinarcik-chairman, Earl Brown, George Dudek, Lou Tisch, Rick Schneider, Ernie Varilone, Mike Pavlock and Gordon Gibbons. Thanks a lot guys until you are better paid.

If you haven't been coming to our ground schools you are really missing the boat. Noel has been working overtime to come up with some great programs for our benefit. You should really check one out.

Just a few reminders guys: Be safe and watch those props. Please don't forget to lock the gates open when entering the field. Also, be careful of the new fill dirt that was spread in front of the transmitter impound. It is still very soft and you may sink to your ankles. Ok.....let's Fly, John

The Editor's "Knife Edge of Reality"

This issue of the NL is primarily a 2010 events listing with a bit of catch up on some of the events & activities that I couldn't fit into previous Newsletters.

Something worth checking into is the **AMA Insider**, the AMA National Newsletter. As an AMA member, this is part of the advantages of membership. Go to: www.modelaircraft.org/insider. You can sign up and automatically receive the bi-monthly newsletter. It's an excellent and informative publication.

If you have **something to contribute to the RCCD Newsletter**, an article or anything, please give me a holler. I'd like to be the "editor" as opposed to the "writer". ;)

duckguylsb@juno.com or (586) 790-2678. Thanks much, Lou Tisch



2010 RCCD Membership Renewal

When filling out your renewal form, please read it carefully. Regular dues are \$75.00 and senior dues are \$55.00. If you have your work card to send in, you deduct \$2.50 for every hour worked up to \$25.00. With 10 hours or more, deduct the full amount of \$25.00, making the regular dues \$50.00 and senior dues \$30.00. Juniors are still only \$13.00.

If you are in arrears, as of March 1st, you were dropped from the club roster and you'll have to pay the initiation fee again to get back in the club. Forms can be downloaded from our web site (www.rccd.org) or picked up at the meetings. This becomes necessary as we must have a current roster to present to AMA for our club charter.

Please sign your name and don't forget to enclose a self addressed stamped envelope and a copy of your AMA card along with your check and the completed form.

The Membership Committee


Meanderings




**Corben
Baby Ace
Saito FA-120**

The Saito FA-120 in the Baby Ace is ready to run and I'm about finished going through the airframe on that as well. The instrument panel has all the switches and charging jacks for the entire airplane. There's a switch & charge jack for the Receiver as well as the switch and charge jack for the on-board-glow system.

This will be a sweet flying plane (73" ws) and I'm looking forward to getting it into the air.



**J3 Cub-Saito FA-56
77" ws**



Instrument Panel

The J3 Cub (Blue & Cream) with the Saito FA-56 is in fine shape and just about ready to rock. I still need to finish going through the electronics and installing my own receiver. That will be followed with a tuning of the engine and I'll be ready for the air.



**GP Ultimate 160
OS Max 160 FX**

There were a couple of orphan Ultimates that I heard screaming at me at the swap meets and I had no choice but to pick them up (that stopped the screaming in my head anyhow).


The CG Bluehawk has now received a new Magnum XL .90 2-stroke that I had laying around and is ready for its radio equipment. The GP Ultimate 160 is outfitted with a new OS 160FX and all the radio gear and that is ready for engine breakin and it will be in the air very soon. I got a chance to get into Bipes last season and now I'm hooked.

Continued on page 4



**CG
Ultimate
54" WS**



Meanderings



Above: arrows show where the motor mount had been pushed through the firewall. Repair done with C/A to give some integrity to the firewall in prep for sistering.


Right: the new firewall has been epoxied into place and clamped with even pressure.

Far right: the new firewall is cured and all the blind nuts line up to accept the motor mount and motor. We're ready to rock!




Our membership meetings have been well worth attending as have our Ground Schools.

Noel Hunt has been organizing our Ground Schools with seminars on Electric Setups & Flying, Fiberglass laminating and mold building. We had a great demonstration of hot wire foam wing cutting by Norm Zielinski. Norm brought in his cutting jig and patterns and showed us how he cuts wings as well as fuselages with his cutter. The wing cutter is set up to work automatically once patterns are set into place. Norm flips a switch and the cutter moves into action and tracks itself. As you can see to the right... Norm sets up and cuts a wing section. He laminates lite ply or balsa to that wing section and then cuts pre-laminated ribs and he's ready to assemble a wing. Part of what Norm has been doing is for a giant P-38 that he's designed and partially built, including fowler flaps & his own props. Norm is truly an amazing fella.



Cut Ribs



Norm's Foam Cutter



Hot wire cut fuselage & wing saddle



Continued on page 5

Meanderings

Pete Mlinarcik has been organizing the presentations at our club meetings and doing a nice job. Continuing with Norm Zielinski, we find a jig that Norm has built to produce his own 3 bladed propellers for the twin counter-rotating gassers that will go into his P-38.



Norms 3-bladed propeller Jig



George Dudek's Zero



Noel Hunt with his bipes

George Dudek brought in a Jap Zero that he picked from an attic and re-stored to flying condition. Noel Hunt showed off his Bipes. He drew and built the larger one (in his left hand) and then wanted a 40% 'er but, in the design stage, it ended up being 40% smaller than the previous one. I guess your starting reference determines just exactly what is a "40% 'er".



Ken Sulkowski with his PT-17.



Hello..Hello..Hm..No signal!

Ken Sulkowski showed off his new electric PT-17 that he had ready for the air. On a side note, if you look closer at the picture of Ken (see close up) I can now understand why I don't get an answer when I call him on the phone. It all begins to make sense to me now.



**Ed's
Super
Decathlon**



**Miklas'
Turbine Jet**



**Rogues gallery...Don II, Keith, Don I
"a thorn between two roses"?**



**Hank's
Contender**

Ed Barbier showed one of his Winter projects, a Phoenix Models Super Decathlon. Hank Lawson presenting his kit built Contender with a terrific cover and trim job. John Miklas with one of his jets that he's just dropping a new turbine into and he's ready for the season.

Spring is upon us and it's time to get into the air. The Toledo Weak Signals Show is coming up in a week and that's followed by our Mini-Toledo on the 15th. See you at the field.

Lou Tisch

KID'S NIGHT-JUNE 9, 2009



The first of our two Kids' Nights for the summer of 2009 saw fourteen youngsters earn their "wings" flying radio-control while assisted via buddy-boxes by our cadre of Intro-Pilots and assistants.

We had originally received confirmation that thirty-nine kids would be attending so four flight lines were prepared for that record attendance. However, for reasons unknown twenty-one failed to appear. Possibly that was the result of forgetfulness so in the future reminder phone calls will be made a couple of days before such events.

A number of the eighteen children in attendance were very young (two and three years old) so only fourteen flew and some of those were five and six.



The Delta Dart building table. Let's make them fly.



The weather was beautiful, Rainel's hot dogs and Sheryl Wahl's cup cakes were delicious and all the children thoroughly enjoyed the event. Jim McCoul's face-painting artist was a perfect fit given the young age of most of the kids. We never know what ideas Jim might come up with. Next year he'll probably arrange for a merry-go-round and a ferris wheel!

Continued on page 7

KID'S NIGHT-JUNE 9, 2009

The Delta Darts were also a big hit. Although the young kids lacked the patience to complete the building process they really enjoyed flying them. The mortality rate for the fragile planes was very high due to the kids' rough handling enthusiasm. A couple even got stepped on in the excitement of picking them up for another flight. Speaking of flights the best one was by a model built by member Bruce Thoms. His flew down the field, over the fence and almost made it to the woods. But Bruce knew what he was doing—he's also a member of an indoor rubber-band model club!



Translated...that was fun!



Sometimes even the "Big Dogs" are wound too tight!



The fourteen flyers will receive Ken Sulkowski's Certificate of Achievement Award.

Many grateful thanks to the large number of members that attended the event! We'll do it again on Tuesday, August 11---with reminder phone calls!

Paul Garceau



KID'S NIGHT-AUGUST 2009



RCCD held it's second of two yearly Kid's Night events on August 11, 2009. This event was considerably more successful than past events because of some changes that were made in the rubber band powered airplane portion of the program.

The normal schedule of activities in the past would always include buddy box flights on a 40 size trainer and Delta Dart building and flying. Additional non-aviation activities like cupcake decorating and face painting by a local artist also added to the fun, especially for the younger participants.

Our Delta Dart activity, however, never worked out quite as well as we would have liked. This was primarily due to the long construction time and also the relative fragility of the completed models in the hands of small children. It was heart-breaking to have to tell children that we just weren't going to be able to get an airplane built for them because we had run out of time. We felt we needed to address these issues in order to improve our program.



Being a winter season indoor rubber power flier, a couple of articles in Model Aviation magazine had gotten my attention. One was in the November 2008 Free Flight Sport column by Gene Smith and the other was in the March 2009 Safety Comes First column by Dave Gee. These articles told of easy ways to modify the simple Guillow's Sky Streak model that would improve it's flying qualities in a big way. It amounts to changing the wing from dihedral to polyhedral and replacing the supplied rubber motor with one of a higher grade. I did some testing on my own to verify what I had read and got very positive results. These simple changes allow this quick to assemble, inexpensive and easily trimmed model to fly surprisingly well. Next I made a presentation to my fellow club members on the idea of trying this model as a replacement for the venerable Delta Dart. There was strong support for adopting the Sky Streak. I visited Prop Shop Hobbies to explain our plan and Matt's generosity in supplying the kits put things on the fast track. Simple wing marking fixtures and wing cracker tools were made to add the polyhedral break. Multiple winding stooges were fabricated and geared winders were purchased. The necessary help for the event was recruited from the membership. Good weather with light wind on the night of the event added the final ingredient for a good outcome.



Bruce, helping to launch the next aeronautical career!



Cranking up another motor at the winding stooge. Ready for flight!



Cont. on page 17



The Weak Signals - R/C Expo

R/C Model Show "The Toledo Show"

At the SeaGate Centre

401 Jefferson Avenue Toledo, Ohio 43604

April 9th, 10th, & 11th, 2010

Show hours: Fri/Sat 9am to 5pm - Sun 9am to 2pm

Handicap parking available - Tickets readily available at the door!

Admission is only \$8.00 per person per day

Kids 12 and under are FREE!

Active duty U.S. Military are free, ID card required, no ticket necessary!

<http://www.toledoshow.com/>

Radio Control Club of Detroit
www.rccd.org

Brag Day

Date: **Saturday, May 1st, 2010**
Times: Pilots' Meeting at 9:30 am
Flying Starts at 10:00 am
Awards will be presented at the next club meeting.

Location: RCCD Flying Field in Wetzel State Park (see map)

Format: Season Opener club flying for RCCD members

GB BD: Noel Hunt
(Brag Director) (hunt4it@comcast.net)

Landing Fee (for pilots): None

This is the traditional **season opener with general flying, to which we add a "Brag" element.**

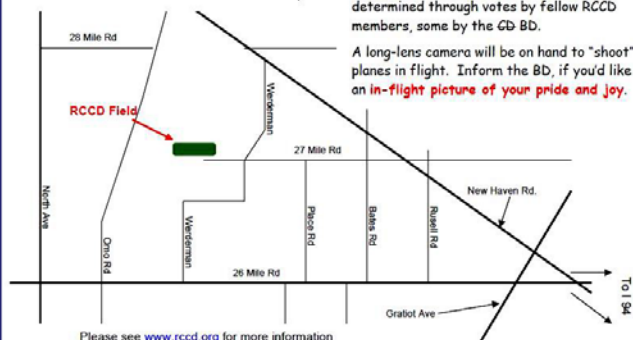
"Supreme Bragging Rights" will be awarded to the most impressive aircraft and its flying. Additional bragging rights will be awarded for other stuff - perhaps "Most Ordinary", "Smallest", "Oldest", "Best Save".....who knows?

So bring your brand new winter project, dust off that hangar queen, or check the equipment on the old classic you have not flown in years. Please be prepared to share a few details about your plane. Who knows, you may end the day bragging about it.

There is no competition. There are no prizes. There is only one rule (in addition to club rules): The plane must fly at least once during the day. What is up for grabs is bragging rights and a good time.

Some of the bragging rights will be determined through votes by fellow RCCD members, some by the GB BD.

A long-lens camera will be on hand to "shoot" planes in flight. Inform the BD, if you'd like an in-flight picture of your pride and joy.



Please see www.rccd.org for more information

Radio Control Club of Detroit
www.rccd.org

2nd Annual Joint EAA Ch 13 / RCCD Fly-in

Date: **Sunday, June 6th, 2010**
Times: Pilots' Meeting at 9:30 am
Flying Starts at 10:00 am

Location: Dave's Landing (see map)
- I 94 to St. Clair exit (exit 257)
- East/right for 3.5 miles on Fred Moore Hwy
- South/right on Wadham's road for 1 mile
- East/left on St. Clair Hwy for 0.8 mile
- Dave's Landing is on the South/right.

Format: EAA pilots fly R/C with RCCD Intro Pilots; RCCD pilots fly with EAA pilots; General R/C flying

CDs: Rex Phelps - EAA Ch 13
(runwayrex@gmail.com)
Noel Hunt - RCCD
(hunt4it@comcast.net)

No landing fee, but **advanced registration is required for planning purposes.** Contact your club's CD.

The joint fly-in of EAA Chapter 13 and RCCD is back by popular demand. Members of both clubs welcome.

Full-size general aviation planes of EAA Chapter 13, and RCCD R/C models will gather at Dave's Landing.

- EAA pilots will have an opportunity to fly R/C planes via buddy box, with RCCD demo pilots.
- RCCD members will have an opportunity to ride with EAA pilots in their planes.
- Demos & General R/C flying.

All flying is subject to time and weather constraints.

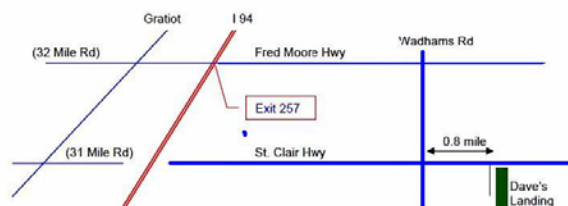
A BBQ lunch will be provided. Please contribute generously to the donation jar.

Canopies are welcome in the pit area. There are no R/C starting tables, so bring a plane restraint for starting your R/C plane. The landing area is 100 feet wide. That's 1/3 of the width of RCCD's field.

Bring picnic chairs if you have them.

SAFETY: To assure safety, the following apply:

- All R/C transmitters will be impounded.
- R/C pilots will have a spotter at all times while flying.
- The number of R/C aircraft in the air at one time is restricted to 4.
- During full-size aircraft taking off or landing, all R/C aircraft will land and/or remain on the ground, engines off, and secured if electric-powered.
- Pilots of full-size aircraft will announce arrival either by radio, or by flying a 'crosswind' entry at 1000 feet agl over the field and confirm by radio that the runway is clear, prior to turning onto final.
- Pilots of full-size aircraft will confirm by radio that the runway is clear, prior to take-off.



Radio Control Club of Detroit

www.rccd.org



Watts Over Wetzel

5th Annual All Electric RC Model Air Show

Date: May 2nd
Rain Date May 16th

Times: Flying 9:00 am to 4:00 pm

Location: RCCD Flying Field in Wetzel
State Park (see map)

More information is available at:
www.rccd.org/wow_2010.htm
Or e-mail us at
wattsoverwetzel@gmail.com

- Open to the general public
- Fun for the whole family
- Air Show: Free
- Parking Donation \$3.00
- On site concessions (for purchase)
- RCCD suggests you bring your own outdoor chairs and sun shades

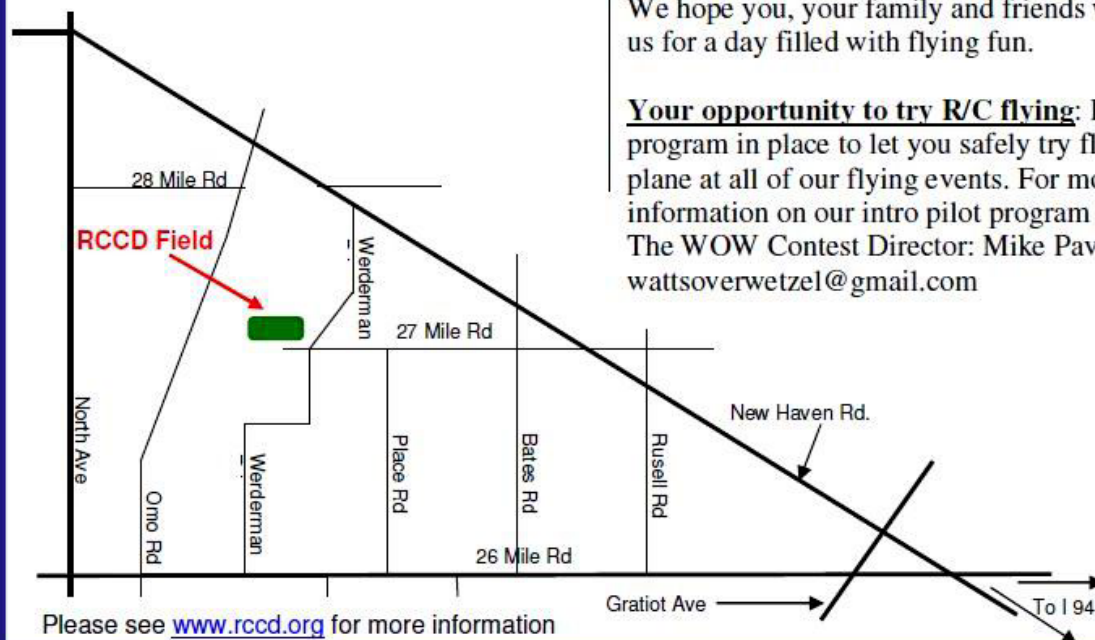


The Radio Control Club of Detroit invites you to experience model aviation at our 5th Annual Electric Fly- In. (Watts Over Wetzel)

Throughout the day fifty to one hundred pilots from all over southeastern Michigan will be flying their highly crafted electric R/C planes. The models will consist of Trainers, Warbirds, Jets, Helicopters and other common R/C planes using only electric power systems, making this truly a green event.

We hope you, your family and friends will come join us for a day filled with flying fun.

Your opportunity to try R/C flying: RCCD has a program in place to let you safely try flying an R/C plane at all of our flying events. For more information on our intro pilot program please contact The WOW Contest Director: Mike Pavlock at wattsoverwetzel@gmail.com



Please see www.rccd.org for more information

Radio Control Club of Detroit

www.rccd.org/WOW_2010.htm



Watts over Wetzel

(5th Annual RCCD Electric Fly-In)

Date: **Sunday May 2nd 2010**
Rain Date: **Sunday May 16th 2010**

Times: Pilots' Meeting at 8:45 am
Flying Starts at 9:00 am

Location: RCCD Flying Field in Wetzel
State Park (see map below)

Format: Fly-In: **Electrics only, any size**
(110V power available for charging)

Landing Fee (pilots only): \$5.00

CD: Mike Pavlock (586)-295-3053
John McCormick (586)-598-1750
wattsoverwetzel@gmail.com

Event Updates at:
www.rccd.org/WOW_2010.htm

Ample parking, Refreshments, Raffles, Sun
Shades Suggested, Limited bleacher seating
available, Vendors on site.

Parking Donation \$3.00

Event Sponsors



NEW THIS YEAR

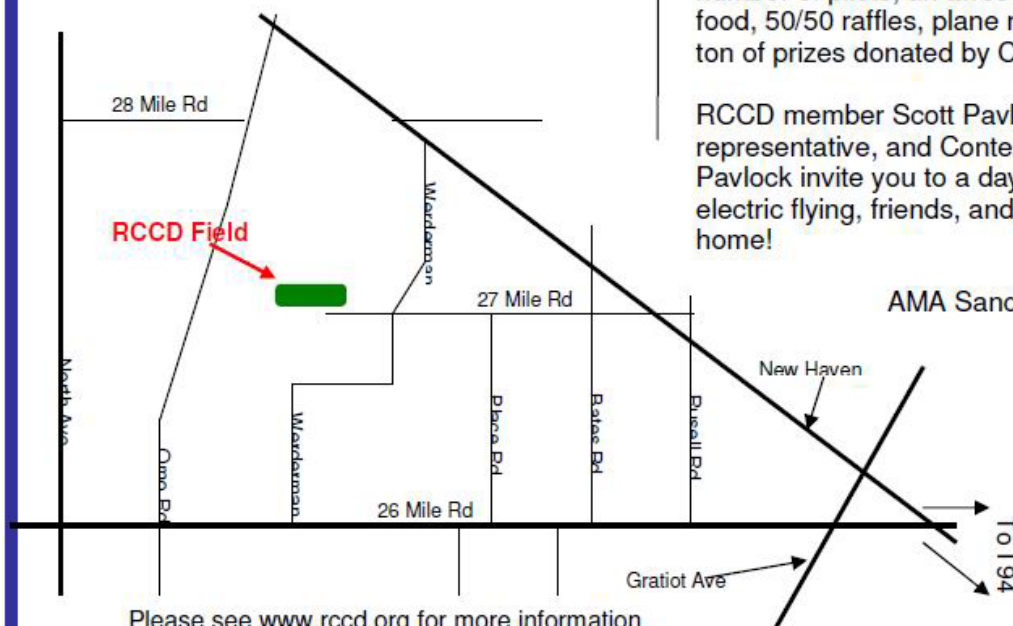
- Dedicated Helicopter Flying Area!!!
- Win a 40 Size Electric Power system!!!
(Motor, Battery, ESC and more)

If you're into electric flying, this is the event to be
at! All your friends and fellow electric flyers will be
there, and so should you.

RCCD's Annual Electric Fly-In has grown leaps
and bounds over the years, boasting a large
number of pilots, an awesome flying site, great
food, 50/50 raffles, plane raffles, vendors and a
ton of prizes donated by Castle Creations!

RCCD member Scott Pavlock, a Castle Creations
representative, and Contest Director Mike
Pavlock invite you to a day of fun, filled with
electric flying, friends, and plenty of prizes to take
home!

AMA Sanction #: 10-240



Please see www.rccd.org for more information

Radio Control Club of Detroit Presents:-



Great Lakes Combat Championships

Date: **May 22-23, 2010**

Times: Registration starts at 8:30am

Pilots' Meeting at 9:45am

Practice Starts at 10:00am

Contest starts at 10:30am

Flying ends approx 4:00pm

Location: RCCD Flying Field in Wetzel State Park (see map below)

Format: RCCA Limited "B" – 6 rounds (Saturday)

RCCA Open "B" – 6 rounds


(3 on Saturday, 3 on Sunday)

RCCA SSC class – 6 rounds (Sunday)

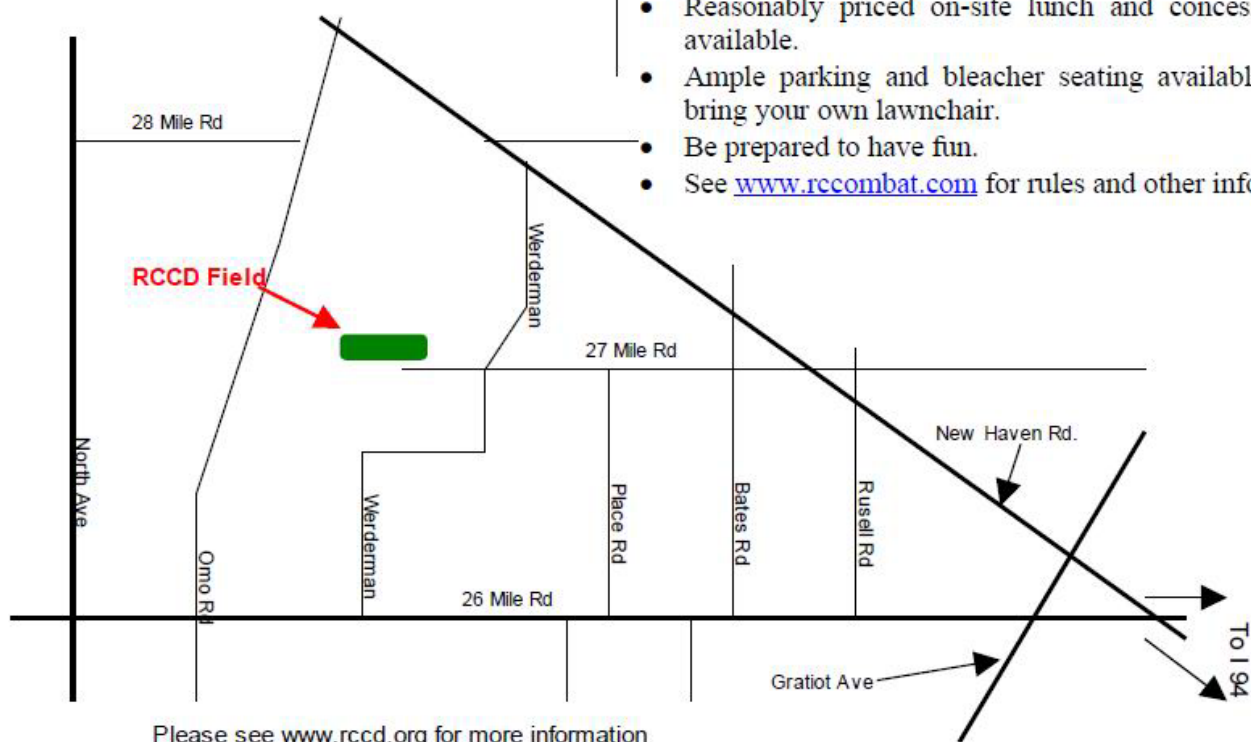
C.D.: Don Veres (586-778-7362)
(donveres@comcast.net)

Asst. CD: Scott Gilkey (586-786-1265)
(sock1960@hotmail.com)

Sanction #: Sanction Applied For
Spectator parking donation: \$3.00.



- Pilot entry fee: \$15 one event, \$20 for two or more events.
- Prizes will be awarded.
- Great time for all; come and watch the most exciting event in radio control
- Reasonably priced on-site lunch and concessions available.
- Ample parking and bleacher seating available, or bring your own lawnchair.
- Be prepared to have fun.
- See www.rccombat.com for rules and other info.



Please see www.rccd.org for more information


Radio Control Club of Detroit Presents:-



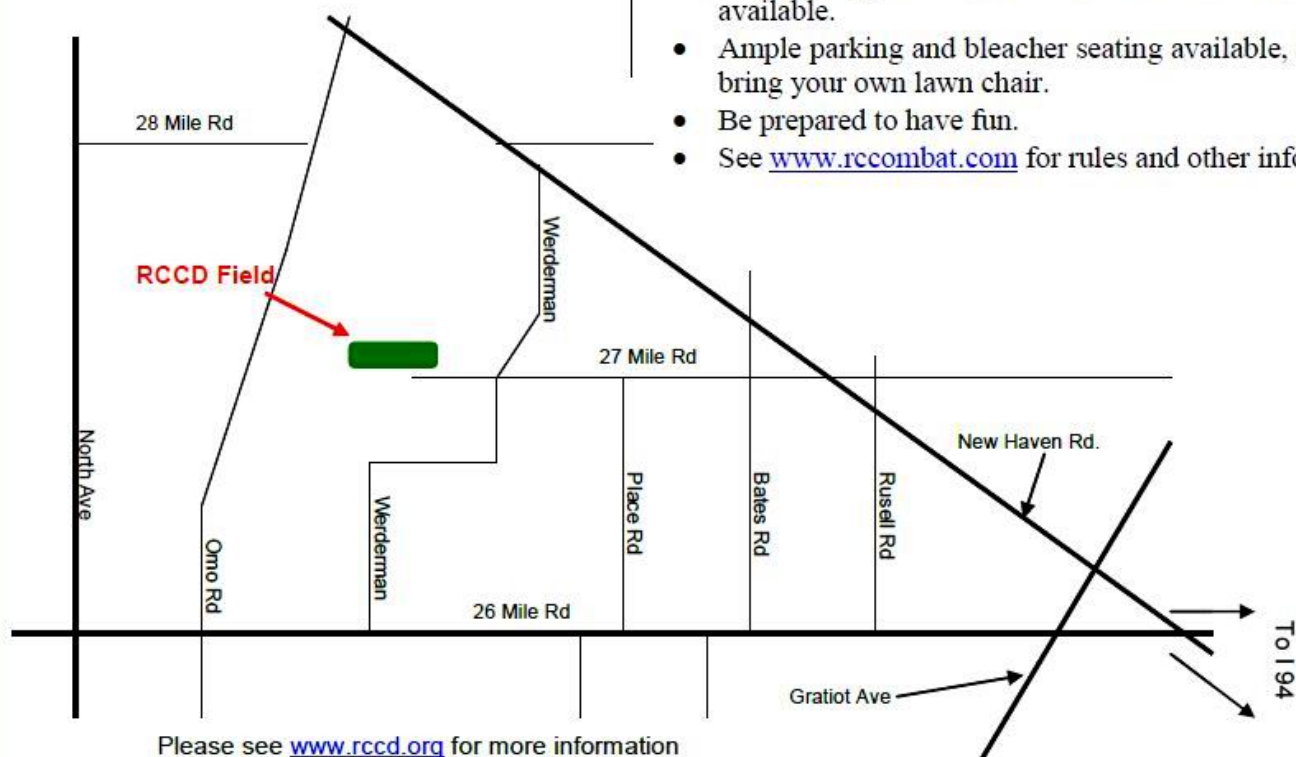
Melee over Lenox

Date: **August 21 & 22, 2010**
Times: Registration starts at 8:30am
Pilots' Meeting at 9:45am
Practice Starts at 10:00am
Contest starts at 10:30am
Flying ends approx 4:00pm
Location: RCCD Flying Field in Wetzel
State Park (see map below)
Format: RCCA Limited "B" – 6 rounds
(Saturday)
RCCA Open "B" – 6 rounds
(3 on Saturday, 3 on Sunday)
RCCA SSC class – 6 rounds
(Sunday)

C.D.: Scott Gilkey (586-786-1265)
(sock1960@hotmail.com)
Asst. CD: Don Veres (586-778-7362)
(donveres@comcast.net)
Sanction #: Sanction Applied For
Spectator parking donation: \$3.00.



- Pilot entry fee: \$15 one event, \$20 for two or more events.
- Great time for all; come and watch the most exciting event in radio control
- Reasonably priced on-site lunch and concessions available.
- Ample parking and bleacher seating available, or bring your own lawn chair.
- Be prepared to have fun.
- See www.rccombat.com for rules and other info.



Please see www.rccd.org for more information

Radio Control Club of Detroit

www.rccd.org



Mini Toledo

Date: **Thursday April 15th, 2010**

Times: 7:30 pm

Location: Tucker Senior Center

Normal meeting time & place

Format: Show-and-Tell

MC: Earl Brown

To facilitate the evening, please contact Earl Brown by email at ebrown@pmd72.hbs.edu

and register the plane you will present.

If you decide to come at the last minute, no problem, I will have a sign up sheet for you when you arrive. We will be having the presentation in order of registration and sign up. Hope everyone can make it.


Calling all RCCD members. What have you been building during this very cold and snowy winter?

Showoff your efforts to fellow club members at our 2010 Mini Toledo

Please bring your winter project plane to the meeting....doesn't matter if you have an ARF, a kit or scratch built - all are welcome.

The only requirement for entry is that it has not been flown.

There is no cost and the first 50 members that bring planes will be receiving a ticket to select a gift bag with a useful item for the field, flight box or work shop.



The Tour d'Michigan is the collaborative effort of three Michigan model aviation clubs ~ The West Michigan Smoke Rings, The Lansing Area Flying Aces, and the Broome Park Circle Burners. The purpose is to have fun while promoting the hobby/sport of Control Line flying. The chosen format offers something for every skill level. Each event will consist of 6 - 7 events selected from a pool of possible events. Craftsmanship will also be judged at each event. Owing to the recent popularity of the Perky Speed Contest, Perky speed run timings will be offered during each event.

Three contests are scheduled for 2010:

For more info:

<http://www.flying-aces.net/tour10.html>

- Kalamazoo on 22 May 2010
- Flint on 31 July 2010
- Lansing on 25 September 2010

2010 RCCD Event Schedule

Month	Date	Day	Event	Event Description
Jan	24	Sun	14th Annual Swap Shop	An opportunity to make space for new stuff, or get a deal on "experienced" aircraft and equipment
Mar	20/21	Sat/Sun	Mall Show	Club members display models and answer questions about R/C model aviation at the Macomb Mall
Apr	24	Sat	Season prep of field	Getting the field cleaned up and ready for the warmer flying months.
May	1&	Sat &	Brag Day &	Saturday: An opportunity for members to grab bragging rights in various categories.
	2	Sun	Watts Over Wetzel-Electric Fly-In	Sunday: Open to any AMA member to fly only electric-powered models (Rain Date 5/16)
May	22/23	Sat/Sun	Great Lakes Combat Challenge	Pilots' planes fly with 30ft paper tail. The object is to cut tails of other planes, defend your tail, and avoid a mid-air. Heats in multiple classes.
Jun	6	Sun	EAA CH13/RCCD Joint Fly-in	Members of both clubs get together to share their respective aviation interests.
Jun	8	Tue	Kids' Night (1)	RCCD hosts kids from area foster and shelter homes, providing a meal and an opportunity to build a basic model and fly R/C. (Evening only)
Jun	12 &	Sat &	Big Bird Fly-in &	Saturday: Open to any AMA member to fly Giant Scale models. (1/4 scale or bigger; or minimum wingspan of 80in for monoplanes; 60in for bi-planes; or length plus wingspan of 140in for jets.
	13	Sun	2x2 Fly-in	Sunday: A fly-in open to any AMA member, for models with two or more wings and/or two or more engines.
Jun	27	Sun	Great Lakes Scale	A fly-in open to any AMA member, for models of full-scale aircraft, with optional judged flying.
Jul	24	Sat	Control-Line Fly-in	Open to any AMA member to fly control-line aircraft in the club's U-control area.
	25	Sun	4-Stroke Rally	A Fly-in open to any AMA member, for aircraft powered only by 4-stroke engines.
Aug	10	Tue	Kids' Night (2)	RCCD hosts kids from area foster and shelter homes, providing a meal and an opportunity to build a basic model and fly R/C. (Evening only)
Aug	21/22	Sat/Sun	Open Combat Challenge	Pilots' planes fly with 30ft paper tail. The object is to cut tails of other planes, defend your tail, and avoid a mid-air. Heats in multiple classes.
Sep	4	Sat	Club Fly-in,	Saturday: Last "big bash" of the year. Saturday is for open flying.
	& 5	& Sun	Club Picnic and Fun-fly	Sunday: Bomb-drops, Keep- the-Jellybeans and/or other pilot challenges, plus picnic.
Oct	9	Sat	Winter prep of field	Winterize the field and enclose the shelter with plastic walls, for the hold-outs who fly through the winter.
Dec	14?	Tue	Christmas Dinner	Good friends, good food, good time. Date to be confirmed




Tips, Tools, Gizmos & Gadgets!

Ever wrestle with aligning that remote fueler or glow connector prior to drilling a hole in the cowl for access? Betcha have! Well, now there's a simple solution.

I installed my remote igniter and then drilled a hole in a tongue depressor about the size that I would require for the "hot stick". Tape that tongue depressor to the side of your fuselage (use blue tape so it's easy to remove) and align the hole with the fitting that you've attached to the firewall. Now it's a simple matter of sliding the cowl into place on the fuselage and marking that position.

Go ahead, drill the hole, clean it up, remove the tongue depressor, install the cowl and you are ready for the air.

Lou Tisch



KID'S NIGHT—AUGUST 2009

The event was an unqualified success! We had 30 very happy, smiling kids turning their eyes skyward to watch their personal airplanes flying above. We left no child disappointed. They all got a plane and every kid present had at least one or two legitimately good flights on their plane. Some had several really excellent flights. A few planes were even lost because they flew high enough and long enough to end up in the wooded area that borders our flying field. Seeing the looks on those young faces was the final payoff for our efforts.

Russ Hope conducting Ground School & Orientation



“So, was it fun? “
Ok, guess the smile
says it all.



And, of course, we can't forget the food. Yum!

I want to thank Prop Shop Hobbies and the RCCD members that helped make this event the success it was.
Bruce Thoms



“Into the wild blue yonder, there she goes...
do you have it?”



Classified Section



Extra 260

This is a kit built, Extra 260 ready for your batteries and ready for the air. It is well built and in very good condition. This Extra 260 comes with a 3W-100i-B2 Twin with Electronic Ignition & Receiver (HiTec RCD Supreme-Super Slim-JR Ch. 24). You will need your own batteries (Ignition Batt. & Receiver Batt.).

Also included: Cannister Mufflers, Aluminum Spinner, 2 HD-Switch & Charge Jacks, Remote Fueler and Servos:HS-700BB (hi Torque)-Rdr, El, Ail.

Wingspan: Approx. 100"

Asking \$1200 obo &/or trade

Extra 260 3W-100

Contact: Lou Tisch

duckguylsb@Juno.com

586-709-5378 (cell)

(see business card this page)

Lock Stock & Barrell, Inc.



CONTROL LINE SUPPLY

Dealer for: Brodak & Black Hawk Models

FRANK CARLISLE -- c/l expert

Phone-(313)882-8349

e-mail- aircarlisle@comcast.net

Anchor Bay Models

(renamed from MALT Model Aircraft)

Mike Andros & Lou Tisch purchased Grant's Custom Aircraft out of St. Clair and relocated the operation to Lou's Shop in Clinton Township (see LSB card below). Currently, there are molds for 10 models, including: PBY Catalina (109" ws), Grumman Widgeon, Republic SeaBee (single & twin), Lake Buccaneer, Christen Eagle, several Mustangs, Pylon and fun-fly ships. The 1st kit to introduce will be the SeaKing (Red plane shown below)

As operations progress, we will be presenting the model kits in succession. Keep your eyes open for the introduction of our first kit.

Thanks all, Lou & Mike

Full Scale Aircraft photos courtesy of aircraft websites



**Lock
Stock &
Barrell, Inc.**

Duck Boats & Decoys

123 Avery / Clinton Twp., MI 48036
Office (586) 790-2678 Shop (586) 465-0339

Lou Tisch
duckguylsb@juno.com

www.lockstockbarrell.com
www.eallendecoys.com



18625 NINE MILE RD.
EASTPOINTE, MI 48021
Phone (586) 773-4237
Fax (586) 773-4323
E-Mail: epfiber@aol.com
Web: www.epfiber.com

DARLENE JAMROZ
President

JERRY LIVINGSTON
General Manager

Classified Section

RCCD Decals for Bumpers, Windows and Models



www.mikestickers.com

MADE IN U.S.A.



www.mikestickers.com

MADE IN U.S.A.

Finally, an easy way to dress up your vehicle & plane to identify you as a member of the Radio Control Club of Detroit...yes, that's a good thing.

Go to: www.MikeStickers.com and click on the RCCD Logo. This will take you to a page with the vinyl stickers along with ordering instructions. As well as stickers for your models & bumpers, you'll find the reverse sticker for the inside of your windows.

This is also the place that made the Pilot Stickers that were given out at the Christmas Party. Be sure to let MikeStickers know that you are a member of RCCD.

Lou Tisch



www.mikestickers.com

MADE IN U.S.A.

Specializing In . . .
Radio Control Models

Tel: (586) 757-7160
Tel: (586) 757-0854
Fax: (586) 754-4060



Prop Shop Hobbies
"Your Complete Model Shop"

WEB SITE
<http://www.prop-shop.com>

23326 Van Dyke
Warren, Michigan 48089

Quality Servo Extensions and Splitters

available from Keith Jones (586)-786-1474

10% discount to RCCD members

PLUS 10% of member sales to the club

Email: KAYDEEJAY9@YAHOO.COM

All Gold Plated Connectors

Qty	Heavy Duty JR or Futaba	Price	Ext price
Fut	JR	(22 gauge wire)	each
		4" servo extensions	\$1.50
		8" servo extensions	\$2.00
		12" servo extensions	\$2.00
		18" servo extensions	\$2.00
		24" servo extensions	\$2.50
		36" servo extensions	\$3.00
		3" "Y" splitters	\$3.00
		6" "Y" splitters	\$3.00
		12" "Y" splitters	\$4.00
		24" "Y" splitters	\$5.00
		Sw harness w chge lead	\$6.00
		Discount	%
		Shipping	
		Rev 1/31/08	TOTAL

Craft & Hobby Creations

Jim & Barb McCoul

Ph: 586-446-9357

Email: jmccoulrc1@wideopenwest.com

[Www.wideopenwest.com/~mmc9892](http://www.wideopenwest.com/~mmc9892)

RADIO CONTROL CLUB OF DETROIT

Lou Tisch-Editor
36568 Boyce Drive
Clinton Township, MI 48035

Phone: 586-790-2678
Email: duckguylsb@juno.com



Gravity Always Wins !

We're on the web
www.rccd.org



Coming Events-2010

- | | |
|-----------------|-----------------------------------|
| Apr. 15, 2010 | Mini-Toledo |
| Apr. 24, 2010 | Season prep of field |
| May 1, 2010 | Brag Day |
| May 2, 2010 | Watts Over Wetzel-Electric Fly-In |
| May 22-23, 2010 | Great Lakes Combat Challenge |
| June 6, 2010 | EAA Chap.13 & RCCD Joint Fly-In |
| June 8, 2010 | Kid's Night (1) |
| June 12, 2010 | Big Bird Fly In |
| June 13, 2010 | 2x2 Fly-In |
| June 27, 2010 | Great Lakes Scale Fly-In |
| July 24, 2010 | Control Line Fly-In (U/C area) |

Please check the website for updates and changes to the schedule: www.RCCD.org

