

# Radio Control Club of Detroit



The wind is our friend

Gravity wins!

Volume 51: Issue 3

Newsletter Date Dec. 2004

## Officers:

- President: Ernie Varilone
- Vice Pres: Scott Shultz
- Secretary: Keith Jones
- Treasurer: Don Veres
- Culinary: Rainel Veres
- Web Master: Scott Pavlock
- Field: Larry Chaltron
- Safety: Dave Novelly
- Editor: Lou Tisch
- Membership: Willy McMath

## Inside this issue:

Featured Shop	1
.....Willy McMath's Model World	2-3
The Presidential Podium	4
The Editor's Edge	4
Email vs USPS	4
Round & Round (Control Line by Frank Carlisle)	5
Web & Ground School & Roster info	6
Scale Event	7
Shop Feature-motor mt. ELT-home made	8
Christmas Party 2004	9
Swap Meet Announce- ment	10
Classifieds & Roster Info Events	11 12

## Featured Shop

### Willy's Model Mania

Willie McMath's Hobby Room occupies pretty much his entire basement, except for one small area reserved for his wife's washing machine...and I think he's looking longingly at that area as well. There are many years of modeling packed into this small space. Every corner of the model room is occupied with models in storage or in progress. As you may know, Willie is a scratch builder. He prefers working from a set of plans, building and modifying the model to suit his needs.



The models in his shop show a wide range of interest and talent: indoor cabin, free flight, electric, glider, Radio Control, Old Time & Control Line. A tour of the shop reveals a Thunderbird, Extra 300, Giles 202, Edge 540, T-Tail, Delta Canard, Chipmunk, Bravo, Cap 21 and his Lanzo Bomber amongst many others. Some of Willie's models are over 50 years old...and still flying. Of special note is the black & orange Nobler that's getting a silk and dope face lift. Willie flew this to "First in Stunt" in the Metropolitan Detroit Model Airplane Meets in 1952 & 1953. He still has the trophies and the Nobler will be back in the air this summer.

Willie began his modeling career at the age of 11 with a rubber powered Piper, bought for Christmas and finished 3 months later. His first "real" motor was a Dennykite .56. After that, he moved up to an Ohlson .60 Custom, Bantam .19 ignition, Forester .29 and the Rocket .46, which was made in Detroit. It was at the '52/'53 Control Line Meets that Willie was initially




introduced to Radio Control when he saw Jim Walker perform. This lead Willie deeper into the depths of modeling..... Radio Control. There was no turning back. Willie built one of the DeBolt kits and RC was in his blood..... forever.



In a time far, far away....1952, Willie collaborated with Ernie Kratzet, Ed Lash and several other RC guys and started an organization which was sanctioned in '53 as the Radio Control Club of Detroit. Yup, Willie is one of the founding members of RCCD and one of the few remaining members who remember "the history" of the club. Back in the '60's, RCCD had a model show which eventually melded with an Ohio club and became the Toledo Weak Signals Show & Exposition. Willie eventually became a HAM operator (amateur radio) on 6 meter band so he could build his own radios and fly with more freedom than the typical flier. To this day, Willie builds, rebuilds and modifies his own equipment, flying radios that are older than some of the members of our club.




"Innovation and Creativity" are a couple things that comes to mind when spending time with Willie. He builds his own ignition systems, vibration dampening motor mounts, mufflers and fuel tanks.




Notably, one of his coolest planes is an Old Timer he scratch built called the Lanzo Bomber. This is a 1938 design and is powered with an old McCoy .60 Redhead (on ignition) that has been in Willie's collection for decades. He custom built the ignition system, muffler and fuel tank for the Bomber. There are some close up shots here of the plane, motor and muffler....all works of art.





Many of the motors that Willie uses today are from his early days of flying. This includes McCoy, Fox, Ohlsson and, among many others, a Forester .99 that is still in excellent running condition with a home made fuel tank. Willie has built the ignition system for it and is deciding



upon which plane to build to put the motor back in the air. That will be next season's project.



Willie's Model Shop is pure "eye candy" to any modeler. You can't help but be mesmerized by the sheer variety and color of models that occupy the couch, TV, chairs, benches, bar top and behind the bar. It's apparent that modeling is more important than drinking here...not that a glass of wine is completely out of reach.



Reading over the history of RCCD, Willie has been involved with the growth, development and endurance of this club and is always available as a helping hand. He was one of the first people to "take me under his wing" when I got involved with the club. I've seen him help out other members on a regular basis and he can be counted on for counsel and assistance. Willie is on the Membership Committee and is in touch with each new member as they enter the club. He is one of our best "front men", welcoming new fliers and helping them feel comfortable in their new environment. My hat's off to you Willie. Thanks for everything you do and for being my/our friend.

Lou Tisch



# The Presidential Podium

Greetings to all,

We have several activities planned for this coming season and there's plenty of flying to be done. 2005 is bringing something for everyone while still leaving the field open for general flying. Please visit the club website (RCCD.ORG) for a complete listing of coming events. Even if you choose not to compete, we can still use your help to manage the events and help out at the field.

Elections are over and the old/new officers are in place. The swap meet season is upon us with our Swap coming up January 23rd. We have a complete season of events planned and I think you're going to find this to be a great year. We've even added more Control Line activities to give an "entry level" position for young people to be able to get involved who may not have the current resources to enter Radio Control.

In closing, I would like to remind everyone to be especially conscientious about safety. You all know what to do – let's just do it. The rules and protocols are there to protect you and your fellow fliers, and in extreme cases, maybe even the use of the field.

"Fly safe – fly often – have fun."

'Til next time

Ernie

## The Editor's "Edge of Reality"

The response to the newsletter has been very positive. Frank Carlisle has volunteered to take over the Control Line Column and we have several club members who have written articles for this issue as well.

*"Teach a child to build & fly  
and you have enriched his life  
forever"*

All pictures in the "pdf" formatted Newsletter are at a resolution high enough that they can be enlarged for viewing. In the "pdf" toolbar, merely click on sizing and enlarge to whatever size you'd like for viewing. Pictures in the newsletter can be emailed to you upon request.

If you have something to contribute, please give me a holler: [duckguylsb@juno.com](mailto:duckguylsb@juno.com) or (586) 790-2678. Thanks much, Lou Tisch

## Newsletter via Email

The RCCD Newsletter will be available via email and will be emailed (as a "pdf" file attachment) to all those with active email addresses. If you would like to receive the Newsletter via Postal Service only, please give me a "heads up" & I will put you on the "USPS only" list. Emailing will save the club some funds throughout the year and allow us to better serve the club's needs.....

Thanks, Lou Tisch



## ROUND & ROUND

Yahoo! the building season is here. I've just started building a Brodak Legacy Kit. It's my 3<sup>rd</sup> Legacy. The wing is all built, the fuselage is "in progress" and it's coming right along. I hope you have as good a start on next years planes as I do.

We have about a dozen regular C/L fliers at the RCCD circle and every one of them has gotten better at building and flying this season.

Thirteen year old, Doug Donnelly flew his first control line solo a while back. he caught on to it right away and was executing inside loops, on purpose, after only a few flights.

Jan Hazulko figured out how to fly his plane inverted this year....on purpose. It's harder to do than it looks so this is a large step for Jan.



Here are a few sequence pics of the progress on my 3<sup>rd</sup> Legacy. I've also moved the wing position to better balance the model without having to add non-productive weight. This has necessitated a bit of reconfiguration & design but it will pay off in the end.



The club voted unanimously in favor of hosting a control line stunt contest. Based on the feedback we've received, I predict that we'll have over 30 contestants. It'll run like any other event at RCCD except the planes in the air will be Ukies. Stunt is considered the premier event in control line flying and you'll be amazed at the quality & craftsmanship that goes into these planes. Our contest date is Saturday, June 4, 2005 (rain day the 5<sup>th</sup>). Bring the family and your planes. We're going to have some fun.

Frank Carlisle



## Your Tangled Web

If you have been into the Gallery section of the club web site lately you'll notice all of the pictures are of RCCD members. My thought is that we can see airplane pictures in all the magazines, but an airplane picture with you in it is something special. Everyone can look up the photo of the guy he just talked to at the field or at the meeting and find out his name. If you are not pictured on one of the pages it's only because I don't have your photo. We can remedy this by you e-mailing me one, by you giving me your photograph at the club meeting or at the field. It will be returned to you.

Due to a number of requests for things like the club roster and other club only business, we have a MEMBERS ONLY AREA. There are several different ways to get to the members only page. Once there you are given directions on how to use the Field Combination Number to get into the MEMBERS ONLY AREA. Remember that the Combination Number is on the back of your club card. Once there you can download the club roster and find members e-mail address. As other things become available, I'll post them. If you have any ideas or suggestion, please e-mail Scott Pavlock at [f3aflyer7@comcast.net](mailto:f3aflyer7@comcast.net).

Please check the members email page. See if I have your name and address correct. If you change your internet provider please let me know, email me your new address at [f3aflyer7@comcast.net](mailto:f3aflyer7@comcast.net). If you don't want your address posted let me know and I'll remove it from the web. However from time to time I send out club notices and news, so please send me your address and let your wishes be known. Thank you, Scott Pavlock (Webmaster)

## Ground School 2005

2004 allowed the RCCD Ground School to become a reality. This gives the new/beginning pilot a chance to have his plane looked over by the experts. It also gives him/her a chance to see what is going on in the sport and what must be done to get ready for the air. We have several sessions coming up in the near future. We will be meeting on Tuesdays at 7:30pm ...alternating with the regular club meeting nights. Future sessions are scheduled for Feb. 15, March 8, April 12 & May 10. All who wish to attend, come on down and join us. Bring your airplanes.

Thanks much, Scott Schultz (ground school coordinator)



## Club Roster Updating

Hello All, this is Keith Jones, your club secretary and keeper of the membership roster that gets posted on the Members only page of the Club web-site.

I have been asked to add a column to the roster to reflect the name of each members spouse/partner. This is to help especially for things like the Christmas dinner invitations. So, if you are agreeable, please provide me with the information and I will get it added to the Roster.

Please understand this is totally voluntary; if you choose not to have this information available we will respect that choice. Also, this is NOT public info, only club members who access our club web-site "members only" pages will have access to this or any other member information, including email addresses. We will also be making changes in the future to add room on the membership application/renewal form for members to add this information if they wish.

Take care and keep the shiny side up! Keith Jones

# GREAT LAKES SCALE CONTEST

The Great Lakes Scale Event was, as usual, a huge success with outstanding craftsmanship and flying. You could find excellent examples of familiar Military Aircraft, along with Civilian, Electric and Jets. I'm glad the judges have to make decisions on the winner....not me. Congratulations to all the builders, fliers and winners.



# Shop Features

If Willy McMath can build it, he won't buy it. It how he's always been. Here are two of his home built creations: shock absorbing motor mount and his ignition system for a For-ester .99 which is merely waiting for a plane.



## Short Building Session

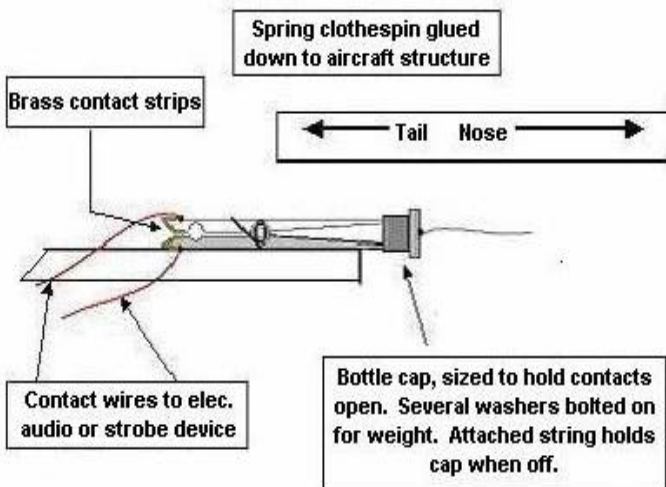
### ELT-Electronic Locating Device

The Radio Control Club of Detroit flying field is one of the best in Michigan and probably several other states, however it is bordered by fields of high weeds and a large forest area. During each flying season a number of planes have gone down in these areas never to be seen again. I personally have walked within a few feet of crashed airplanes in these areas without seeing them. I tried to improve the chances of finding lost aircraft by making a pelorus, sometimes called a dumb compass, an instrument to obtain a bearing to the crash site so that if the initial search were unsuccessful, subsequent searches along the same bearing line would be possible.


The problem with this system was, someone needed to take the bearing at the time and as it is only a line of sight, the distance remains a guess. Taking a note from the full-scale aircraft page, I thought an ELT would be useful in the event of an off field crash. After some thought, I came up with the following idea, which should make a lost airplane a thing of the past.

#### Poor Man's ELT

**When Crash occurs, bottle cap is pulled off of clothespin allowing contacts to close, initiating audio or strobe device**



This is a picture of my test model. As you can see, I used small bolts and nuts as the contacts. The small bottle cap with weights attached hold the contacts apart until the forward motion of the aircraft is suddenly stopped, whereas the weighted bottle cap continues the forward momentum releasing the spring clip to close the switch contacts to the alarm device



Article submitted by Dick Arnold



## Christmas Party 2004


On December 14, 2004, at Zuccaro's Hall on 16 Mile Road & Groesbeck in Clinton Township, we held our fourth annual Christmas Party. We had about 102 people for the event and it was a resounding success.

Everyone enjoyed the dinner and drinks. The men received a bottle of CyanoAcrylate adhesive in their goodie bag this year and we had two airplanes to give away. The first plane was won by Jay Lawless and the second plane was won by Arthur Legato.

We had a \$25 gift card to Outback Steak House that was donated by Christian Financial Credit Union. The gift card was won by Jeanette Fett's friend.

Next year our Christmas Party will be held on December 20<sup>th</sup> in the big hall at the same time. I hope to see all the members there next year. This is a good time for the old to talk with the young and to keep this club going on for many years to come.

Thank you, Rainei Veres.



**THE  
RADIO CONTROL CLUB OF DETROIT**



**PRESENTS ITS 9<sup>TH</sup> ANNUAL**

**SWAP MEET**

**Sunday, January 23<sup>rd</sup> 2005**

**“F.O. EAGLES” HALL  
14855 EAST 8 MILE RD.  
(Michigan M-102)  
EASTPOINTE, MI  
1 Block West of Gratiot.  
(Michigan M-3)**

Admission: \$3  
Children under 12: \$1  
    Under 5: Free  
Tables \$14 (booked in  
advance)/\$18 at the door  
(includes 1 admission per table)

9:00am – 2:00pm  
Table setup 8:00am

For Information, contact  
Keith Jones  
Phone: (586)-786-1474  
[KAYDEEJAY99@YAHOO.COM](mailto:KAYDEEJAY99@YAHOO.COM)

Hourly Door prizes  
50/50 Drawing  
Refreshments available  
More info? [www.rccd.org](http://www.rccd.org)

## Classified Section



(Winter scheme version) **Meister Scale FW190A-8**, 102.5" span, Hitec 615MG throughout except throttle and valve servos (S-148), 1800ma on the radio and 1100ma on ignition. First Place Engines 4.2 with 1 hour run time, CJM gear with the new draw bar. Sierra Precision Retractable tail wheel, Nav lights, flaps. Has an opening gun hood, panel lines, full cockpit and full pilot. Weighs 34# and has been flown twice. The plane was



crashed on the third flight and a new wing was built, no damage to the engine or gear and it is good to go less RX. I prefer sale (\$2500), but I will consider trades of any size (scale aircraft) RTF or ARFs. No shipping due to size but I will drive 200 miles to deliver. Contact Carey Hook, Swartz Creek, (810) 630-0039, warbirdpilot61@msn.com



Frank Carlisle has a couple control line planes available. The Skylark (\$50) is assembled and set up for a Fox .35, though the motor is not included. The other is a Gotcha Streak 2000 kit for \$35 and is NIB. Contact Frank Carlisle, (313) 882-8349 (aircarlisle@comcast.net)



Listing a Bud Nosen Mr. Mulligan. This 1/4 scale plane has been flown and stripped for recovering. It's in good shape and includes the plans and struts. Local Pickup \$500, will trade Contact Lou Tisch, 586-790-2678, duckguylsb@Juno.com



**RADIO CONTROL CLUB OF DETROIT**

Lou Tisch-Editor  
36568 Boyce  
Clinton Township, MI 48035

Phone: 586-790-2678  
Fax: 586-790-2653  
Email: duckguylsb@juno.com



*Gravity Wins !*

*We're on the web  
[www.rccd.org](http://www.rccd.org)*

# Coming Events

- January 23, '05 .....RCCD Swap Meet
- March 12/13, '05 .....Mall Show-Macomb Mall
- April 5, '05 .....Mini-Toledo
- April 30, '05 .....Wetzel Work Party (r-d 5/1)
- May 15, '05 .....Official Field Opening
- May 21/22, '05.....Combat Meet
- June 4, '05.....Control Line Contest (r-d 5th)
- June 18, '05.....Control Line Fly In
- June 25/26, '05.....Big Bird, Open Fly In
- July 10, '05.....Scale Fly In

Please check the club website ( [www.rccd.org](http://www.rccd.org) ) for updates and changes to the schedule.

